



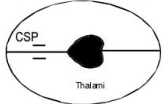
**Fetal Anatomy:**

Normal= N

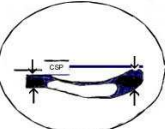
Abnormal = AbN

**Skull and Brain:**

BPD Plane



Ventricular Plane



TCD Plane



**Face:**


Facial Profile



Eyes Transverse



Lips Coronal

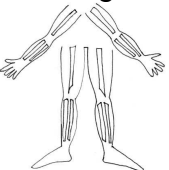


Palate Transverse



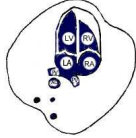
**Limbs:**

12 Longbones



**Chest:**

Heart 4Ch View



Outflow tracts

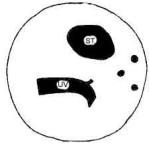


3 Vessel View



**Abdomen:**

AC View



Stomach

Visible/ Not




Abd Wall



**Spine:**

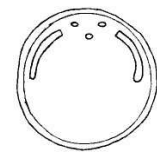
Longitudinal



Coronal



Transverse



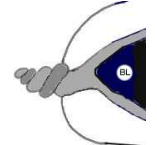
**Urogenital:**

Kidneys x 2



Bladder

Visible/ Not



Fetal Sex:

Male Female

2 Hands



2 Feet



